



powering **marine** safety

R210J

BUKH SOLAS MARINE DIESEL ENGINE 210 HP (154 KW)



Photo: Norsafe Magnum 750 / rescue boat

The BUKH R-Series Solenoid Common Rail Direct injection System (CRDi) delivers 210 hp and 44kg·m of torque from the 2.2 liter In-line 4 CRDI engine.

The common rail multiple injection features make the In-line 4 R-series more environmentally friendly by minimizing the emissions of particulates and NOX. The designs optimize fuel injection and intake porting to improve combustion performance, particularly low temperature combustion stability through lean air-fuel rationing. This ensures that we satisfy the world's strictest exhaust emission standards.



TECHNICAL DESCRIPTION:

ENGINE

- Cast iron cylinder block
- Aluminum head
- Oil cooled pistons
- In-line 4, 16-valve DOHC
- Hydraulic lash adjusters
- Integrated water jacket
- Balance shaft
- Drive belt auto tensioner
- Single serpentine belt system

ENGINE MOUNTING

- Adjustable engine mounts

LUBRICATION SYSTEM

- Easily exchangeable oil filter cartridge
- Electric oil extraction pump
- Seawater cooled transmission oil cooler

FUEL SYSTEM

- Common rail direct injection (CRDi)-New solenoid injector with 2,000 bar
- Fuel filter with sensor detecting water in fuel

- Electric low pressure pump
- Dual pressure control valve
- Low and high pressure fuel pumps

EXHAUST SYSTEM

- Engine coolant cooled exhaust manifold
- Seawater cooled exhaust elbow

COOLING SYSTEM

- Seawater pump driven from V-ribbed belt
- Seawater cooled intercooler, heat exchanger
- Auxiliary connector for cabin heating
- Corrosion resistant material for seawater circuit

ELECTRICAL SYSTEM

- 12V/150A alternator
- Auxiliary engine stop button
- Glowplugs for a trouble free cold start
- NMEA2000 converter (Optional)

R210J

BUKH SOLAS MARINE DIESEL ENGINE



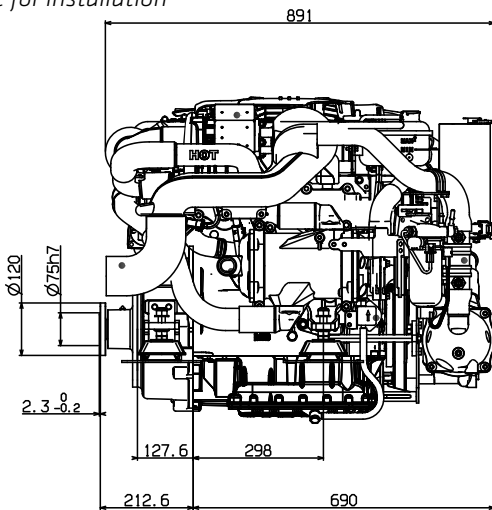
R210J Specifications

Engine type	R210J
Engine duty rating	C11 - High Speed Craft Commercial_2
Crankshaft power [hp(kW)]	210 (154)
Rpm@full load	3800
Cylinders	In-line 4
Displacement [L]	2,2
Bore [mm]	85,4
Stroke [mm]	96
Compression ratio	17,5:1
Injection system	Common rail direct injection (CRDi)
Alternator [V -A]	12V – 150A
Electronic engine diagnostic	YES
Max. torque @ rpm	38 kg-m @ 3800
Dry Weight Bobtail [kg]	280
Propulsion system	Shaft drive - Water jet


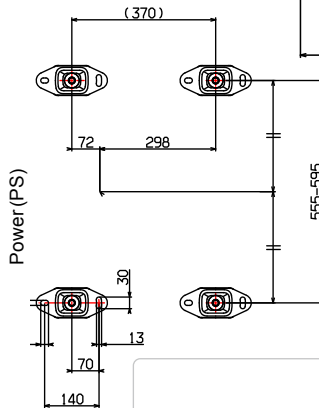
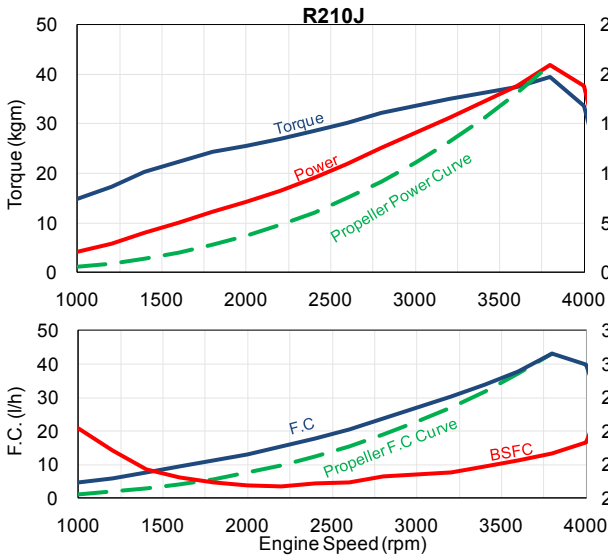
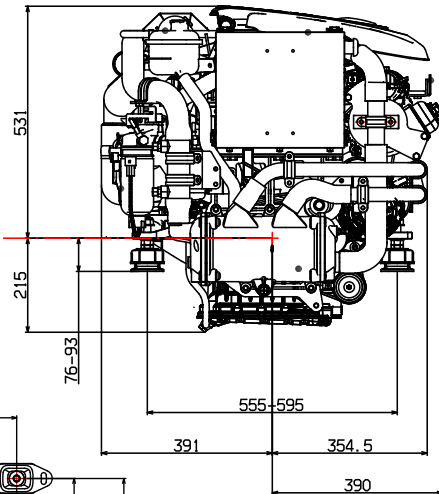
As BUKH is always endeavouring to improve the engines, specifications mentioned are subject to alterations without previous notice.

R210J Dimensions

Not for installation



CRANK SHAFT



SOLAS approved by Det Norske Veritas
Notified Body: No. 0575